



Bauplan für Carlos Lieblingsspiel „Nagelfußball“




Du brauchst:

- 1 Holzplatte (30 cm x 21 cm x 2 cm)
- 4 Holzleisten (zweimal 30 cm x 3 cm x 3 mm, zweimal 21 cm x 3 cm x 3 mm)
- 4 Holzstäbe (8,5 cm x 1 cm x 1cm)
- 8 kleine Nägel (ca. 2–3 cm)
- 22 große Nägel (ca. 4–6 cm)
- 1 kleinen Stock (ca. 15 cm)
- 1 Murmel
- Stift, Hammer, Kleber, Zange
- Schablone

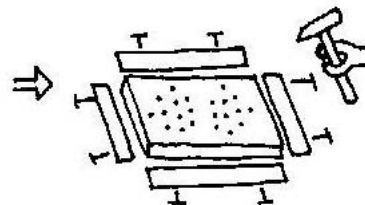
1.



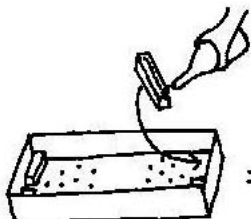
2.



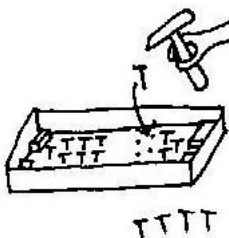
3.



4.



5.



6.

Fertig! Jetzt kannst Du spielen.

